

# SUNVIEW

Innovative LED Light Manufacturer

**SCL-300**

## Next Gen Construction Light

ILLUMINATE MORE THAN 12HRS



# SCL-300

## CONSTRUCTION LIGHT



MAX 45000LM

SCL-300 series tower light is a compact mobile lighting source, which is easy to deploy, simple operating & reliable.

### AC / Battery Powered

Up to 12 hours emergency mode.

### Portable Case

Complete system integrated in a portable case, easy to move and store like a suitcase.

### Powered Stem

One key lift powered stem meet different lighting requirements.


### Rotatable Modules

360 degree rotatable modules support both directional and wide range lighting.



Module Rotation

## Deployment



## Quick Installation

Grab the light head to insert in the holder, and fix it with the pin.




## Directional & Wide Range Light Lighting

Rotate the case & light modules to lighting any direction.




# Control Panel




## 1 Charging Port

Stable charging, built-in safety protection system



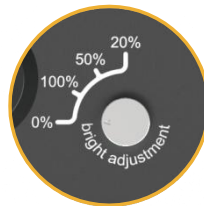
## 2 Power Display

Displaying battery power & voltage



## 3 Powered Stem Controller

Control the powered stem up and down




## 4 Bright Adjustment

Turn on/off the light, switch the brightness to 50% or 20%



## 5 Master Switch

Power on/off for the whole system



# Features

## PORTABLE

Compared with traditional mobile light towers, SCL-300 is equipped with wheels and draw-bar handle, which are as simple as your suitcase

## BRIGHT, HIGH LUMINOUS FLUX

The luminous flux of up to 25000 LM is unmatched by other mobile light towers on the market.

## MORE THAN 12 HOURS OF BATTERY LIFE

The lighthouse provides two modes of use. When it is fully charged, it can be used independently for more than 12 hours, or it can be used while charging, so you can't worry about battery life.

## CONVENIENT OPERATION

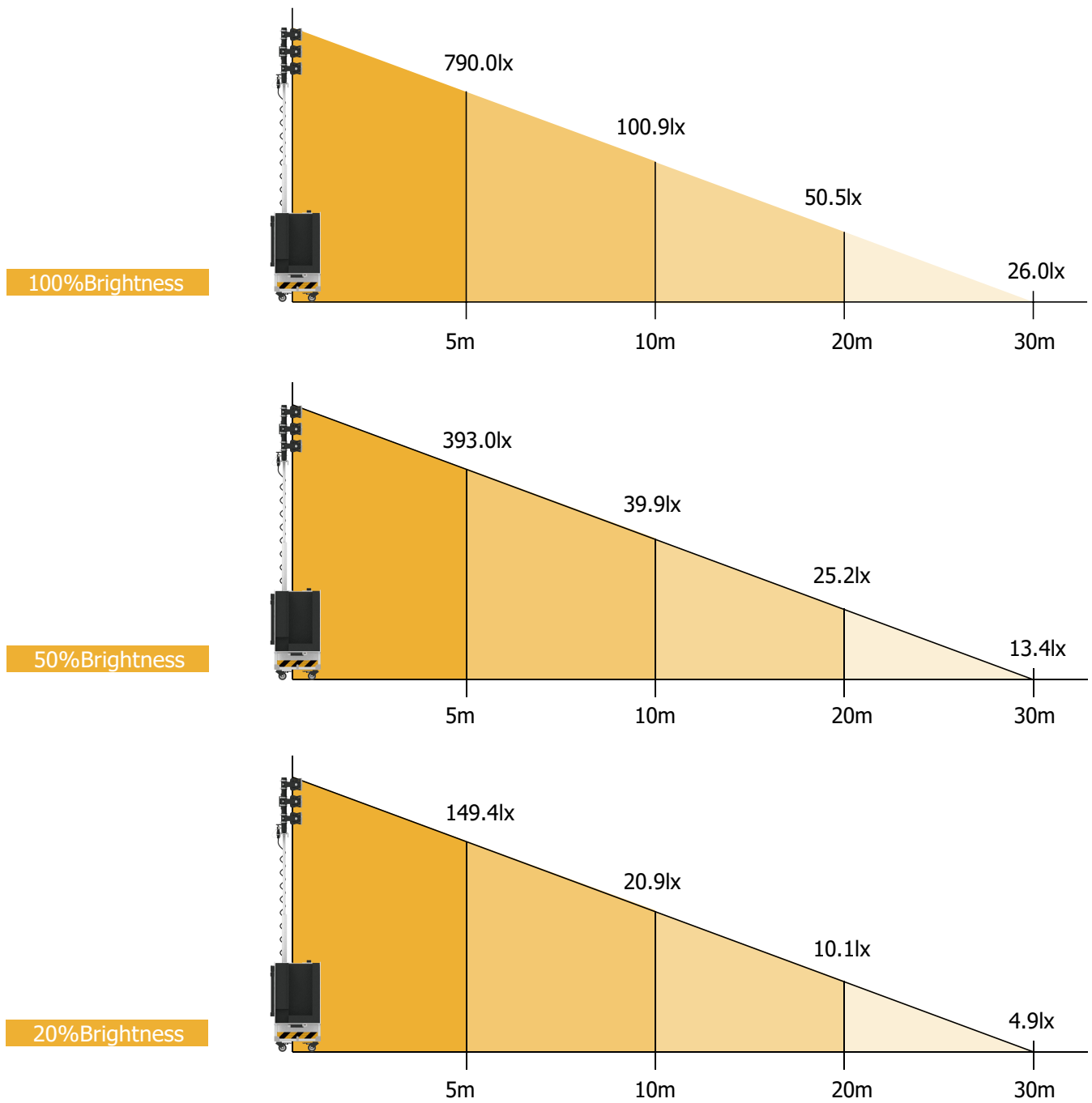
You can complete the entire operation of starting the tower light in one minute, which is efficient and fast.

## Unique tower lighting solution.

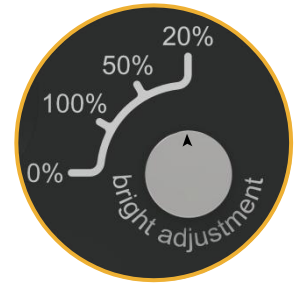
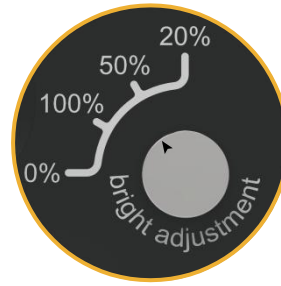
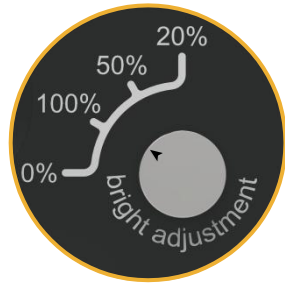
The new mobile lighting tower can provide powerful and uniform lighting, and can withstand the harsh test of rental and workplaces. It is an ideal choice for road construction, architectural, emergency lighting, and outdoor activity lighting.



# Lighting



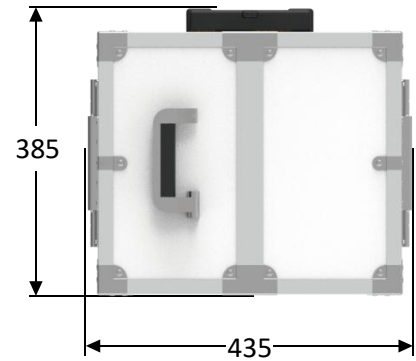

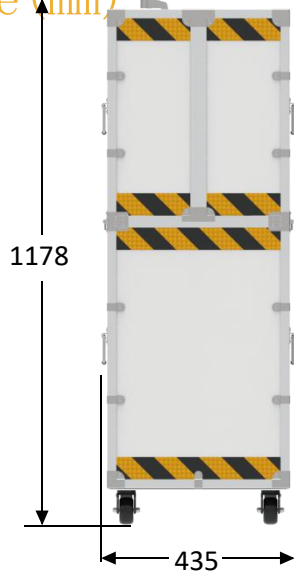
# Specification



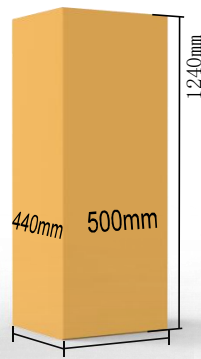
## SCL-300

Brightness	100%	50%	20%
Luminous Flux	25,000LM	13,500LM	7,000LM
Battery Life	360min	720min	1800min
CCT	5000K (2700-6500K Optional)		
Rated Voltage	100-240V, 277V~		
Operating Temp	-30°C ~ 50°C		
Charging Time	360min		
Storage Height	1.18m		
Maximum Height	2.4m		
Size	435*385*1178mm		
Application	Road construction, Architectural, Emergency lighting, Outdoor activity lighting		
Size of Carton	500*440*1240mm		
PCS/Carton	31kg		
Gross Weight of Carton	1		
Pallet	8pcs on pallet		

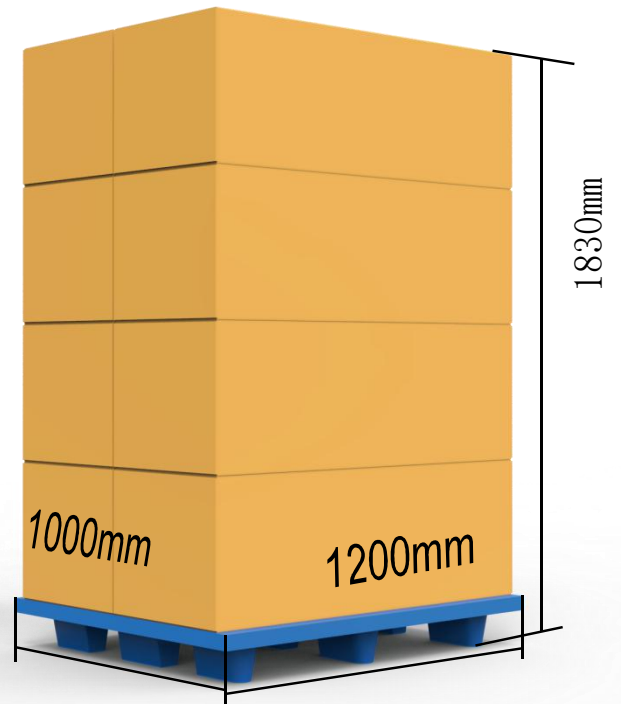
Size (mm)



Package



x8



Sunview Led, LLC

Address: 30 N Gould St, Suite 1404 Sheridan, WY 82801

Phone: 877 778-6843

E-mail: [info@sunviewled.com](mailto:info@sunviewled.com)

Web: [www.sunviewled.com](http://www.sunviewled.com)