



# Sunview Led

Innovative LED Light Manufacturer



Standard Diffuser



Diamond Diffuser

## Next Gen Linear Led S-300-LL

### Sunview Led, LLC

Address: 30 N Gould St, Suite 1404 Sheridan, WY 82801

Phone: 877 778-6843

E-mail: [info@sunviewled.com](mailto:info@sunviewled.com)

Web: [www.sunviewled.com](http://www.sunviewled.com)



SINGLE



DOUBLE


# 150LM/W



S-300-LL is a newly designed integrated indoor linear light with high CRI design. No dust and dirt will be hidden inside the body, easy installation and unique anti-glare design, and the light emitted is very soft, can be used in warehouses, corridors, indoor parking lots, shopping centers, exhibition halls, classrooms, libraries, conference room, offices, etc.




Factory



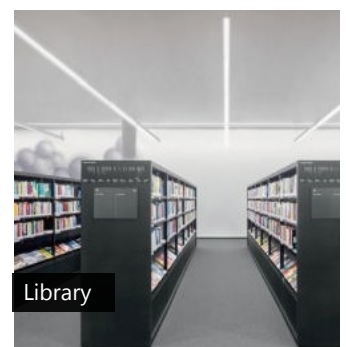
Warehouse



Supermarket




Corridor



Library

## Parameter


Lamp Efficiency	150LM/W±5%
Beam Angle	A4
CRI	Ra>70
CCT	2700-6500K
Rated Voltage	AC 100-120V 277V~, 50/60Hz AC 200-240V 277V~, 50/60Hz
Power Factor	>0.95
Operating Temp	-30℃~50℃



Wattage	Lumens	LED Quantity	Weight	Size
20W-600	3,000LM±5%	42Pcs	0.74kg±5%	605x56.1x54.3mm
30W-600	4,500LM±5%	60Pcs	0.75kg±5%	605x56.1x54.3mm
40W-600	6,000LM±5%	84Pcs	0.77kg±5%	605x56.1x54.3mm
60W-600	9,000LM±5%	126Pcs	0.80kg±5%	605x56.1x54.3mm



Suspension




Ceiling




Wattage	Lumens	LED Quantity	Weight	Size
60W-1200	9,000LM±5%	120Pcs	1.40kg±5%	1205x56.1x54.3mm




Suspension




Ceiling



Wattage	Lumens	LED Quantity	Weight	Size
20W-600*2	6,000LM±5%	84Pcs	1.48kg±5%	605x111.2x50.2mm
30W-600*2	9,000LM±5%	120Pcs	1.50kg±5%	605x111.2x50.2mm
40W-600*2	12,000LM±5%	168Pcs	1.54kg±5%	605x111.2x50.2mm
60W-600*2	18,000LM±5%	252Pcs	1.60kg±5%	605x111.2x50.2mm



Suspension




Ceiling



Wattage	Lumens	LED Quantity	Weight	Size
60W-1200*2	18,000LM±5%	240Pcs	2.80kg±5%	1205x111.2x50.2mm
80W-1200*2	24,000LM±5%	336Pcs	2.86kg±5%	1205x111.2x50.2mm



Suspension



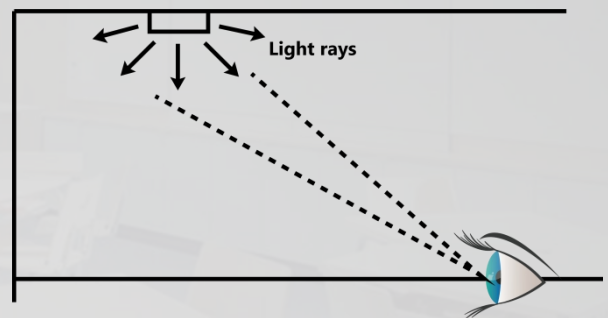
Ceiling



## ***Unique Anti-glare Design***

### ***What is glare?***

*Glare is a visual sensation caused by excessive and uncontrolled brightness. It can be disabling or simply uncomfortable.*

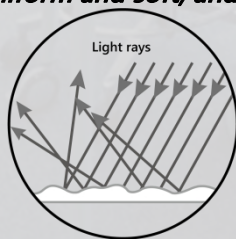


***Glare diagram***

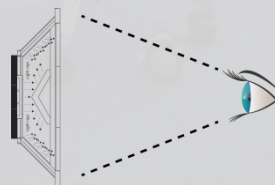
### ***How to solve the glare problem?***

*Adopt the "diffuse reflectance+nano-coating lens" to enhance the anti-glare functionality,makes the light*

*output of the lamp uniform and soft, and protects eyesight.*




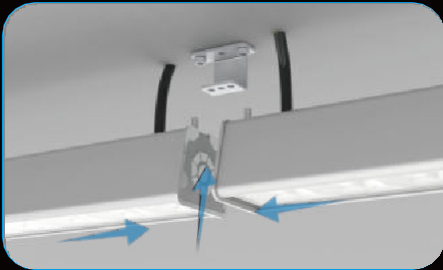

**Diffuse reflections**





**Anti-glare Design**

# Splicing Combination

Ceiling Installation

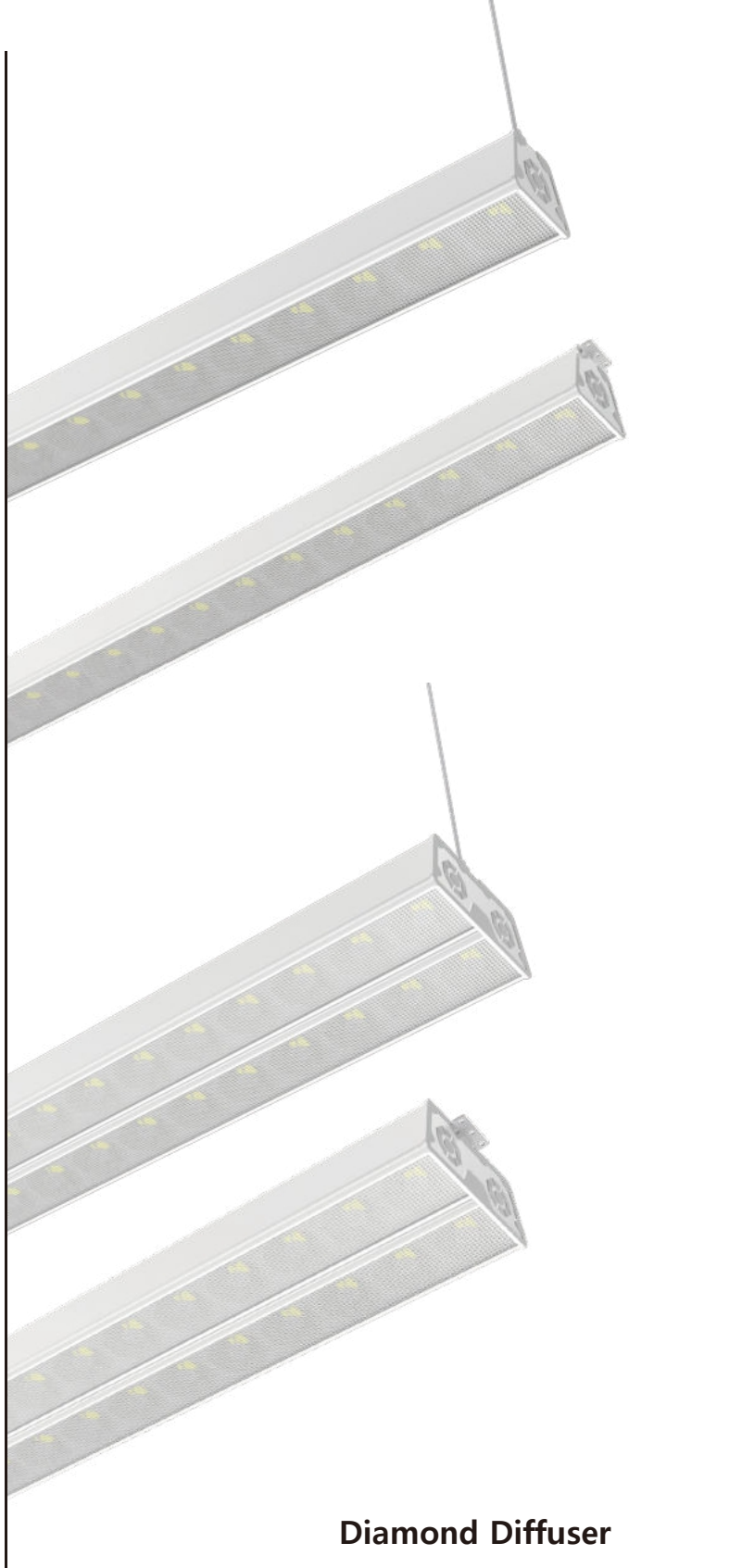


Suspended Installation





**Standard**



**Diamond Diffuser**




**Wire sling**



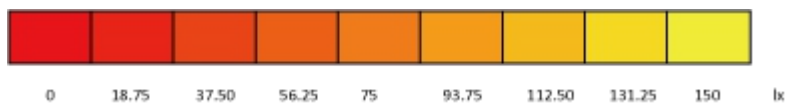

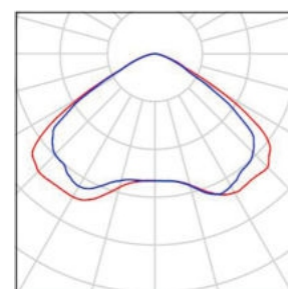

**Ceiling bracket**

**Accessories option**

DIALux Design



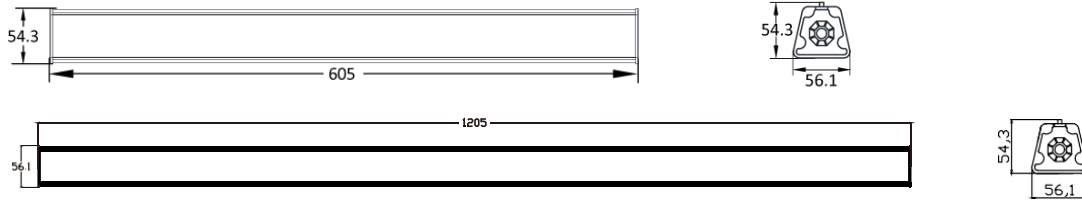
Warehouse



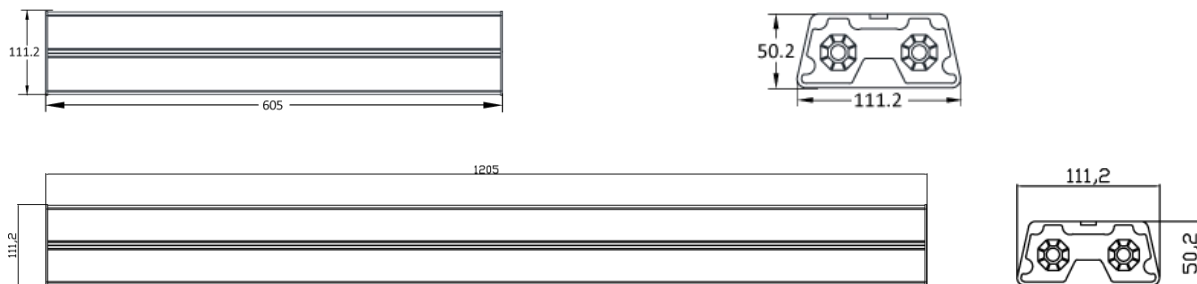
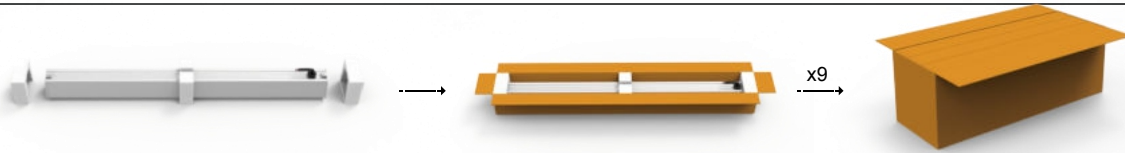
*S-300-LL offer you a comfortable & healthier lighting*

# Packaging & Size

Unit:mm



Wattage	Size Of Box	Cross Weight	Size of Carton	Cross Weight	Box Quantity /Carton
20W-600	64x9x9cm	0.96kg±5%	67x28x30cm	9.1kg±5%	9
30W-600	64x9x9cm	0.97kg±5%	67x28x30cm	9.2kg±5%	9
40W-600	64x9x9cm	1.0kg±5%	67x28x30cm	9.4kg±5%	9
60W-600	64x9x9cm	1.02kg±5%	67x28x30cm	9.7kg±5%	9
60W-1200	125x9x9cm	1.82kg±5%	127x28x30cm	17.8kg±5%	9
80W-1200	125x9x9cm	1.85kg±5%	127x28x30cm	18.0kg±5%	9



Wattage	Size Of Box	Cross Weight	Size of Carton	Cross Weight	Box Quantity /Carton
20W-600*2	64x15x9cm	1.75kg±5%	67x30x32cm	11.2kg±5%	6
30W-600*2	64x15x9cm	1.77kg±5	67x30x32cm	11.4kg±5%	6
40W-600*2	64x15x9cm	1.81kg±5%	67x30x32cm	11.6kg±5%	6
60W-600*2	64x15x9cm	1.87kg±5%	67x30x32cm	12.0kg±5%	6
60W-1200*2	125x15x9cm	3.12kg±5%	127x30x32cm	20.5kg±5%	6
80W-1200*2	125x15x9cm	3.18kg±5%	127x30x32cm	21.0kg±5%	6

